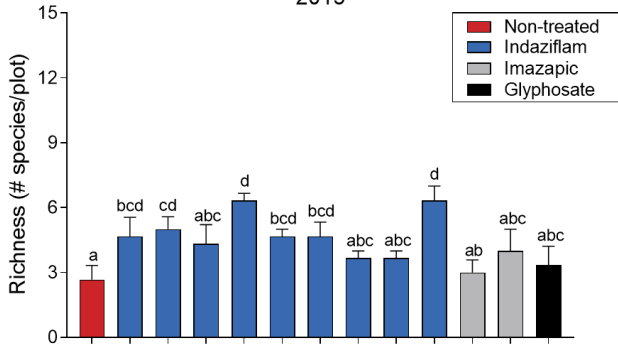
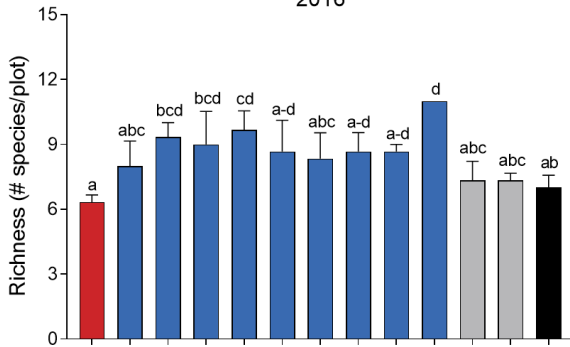


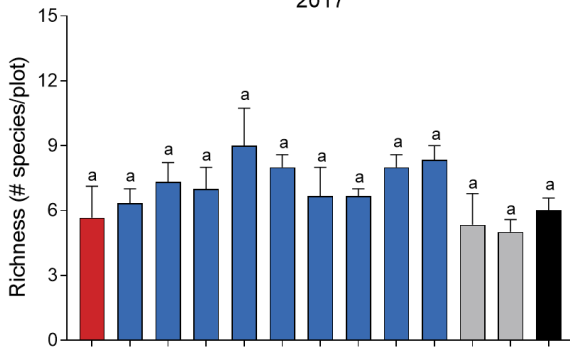
Species Richness Site 3
2015



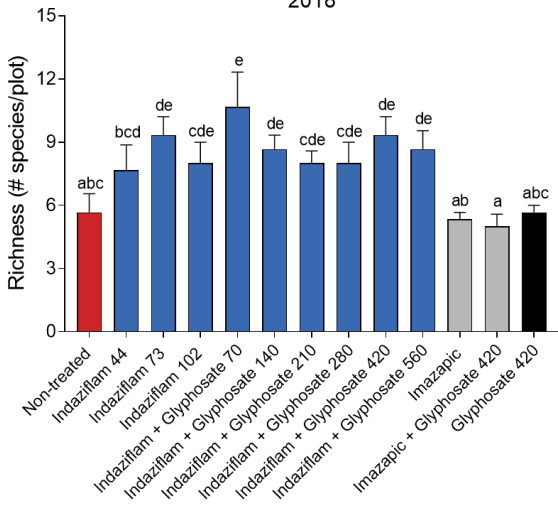
2016



2017



2018



Supplementary Figure 3: Species richness at Site 3, year of treatment (2015), 1 YAT (2016), 2 YAT (2017) and 3 YAT (2018). Letters indicate differences among herbicide treatments by year, using least-squares means ($P < 0.05$). Herbicide treatments are as follows: Indaziflam (Indaz, 44, 73, 102 g ai ha⁻¹), indaziflam (Indaz, 73 g ai ha⁻¹) plus glyphosate (Glyph, 70, 140, 210, 280, 420, 560 g ae ha⁻¹), imazapic (Imaz), imazapic (Imaz) plus glyphosate (Glyph, 420 g ae ha⁻¹), and glyphosate (Glyph, 420 g ae ha⁻¹).