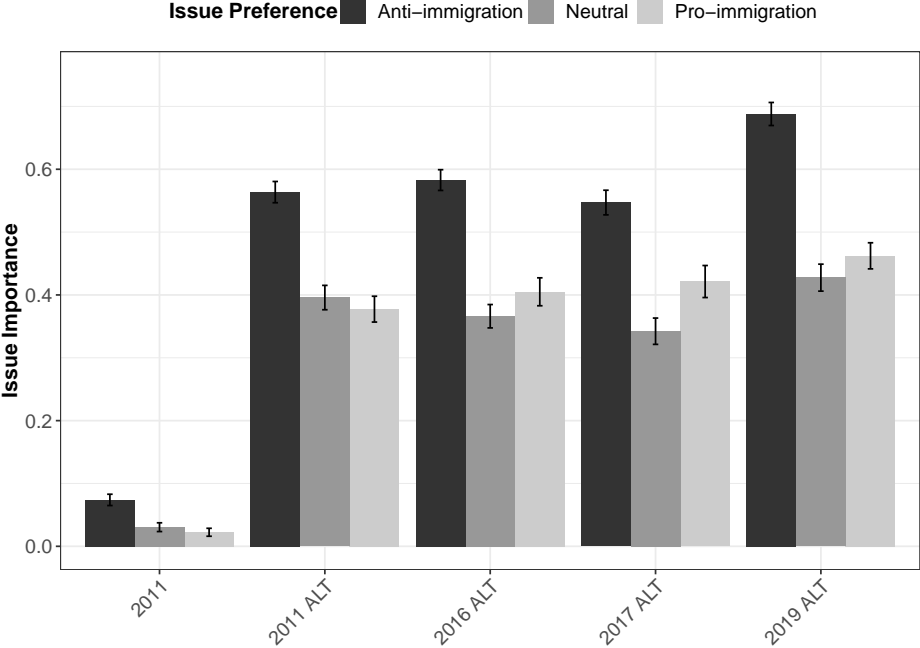


Supplementary Material (Online Appendix)

Do Anti-immigration Voters Care More? Documenting the Issue  
Importance Asymmetry of Immigration Attitudes

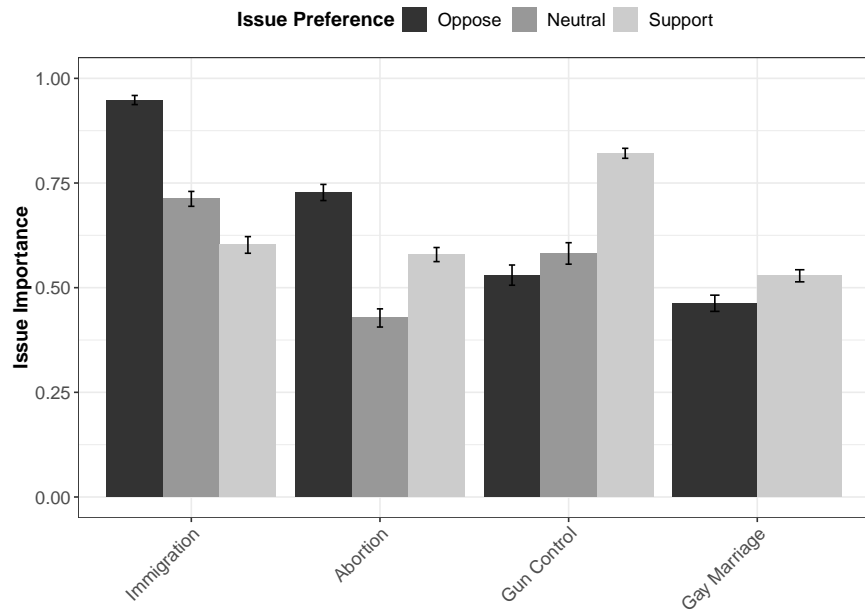
# Tables and Figures

Figure A1: Personal Issue Importance of Immigration by Preferences in Longitudinal Data (US, VSG)



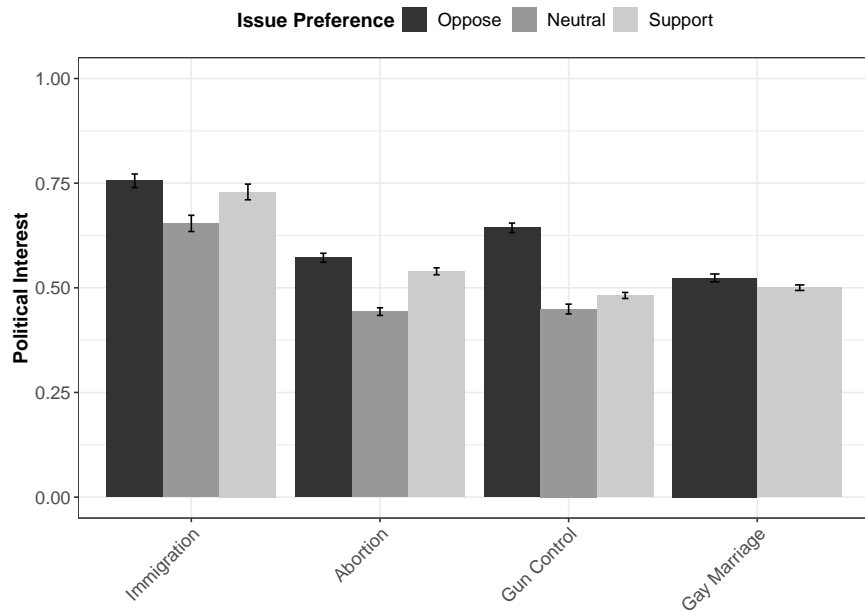
Based on the VSG data (2011-2019). The bars represent 95% CI. ALT stands for an alternative operationalization of personal issue importance. For variable descriptions, see Table A1.

Figure A2: Personal Issue Importance of Immigration by Preferences Compared to Other Issues (CCES)



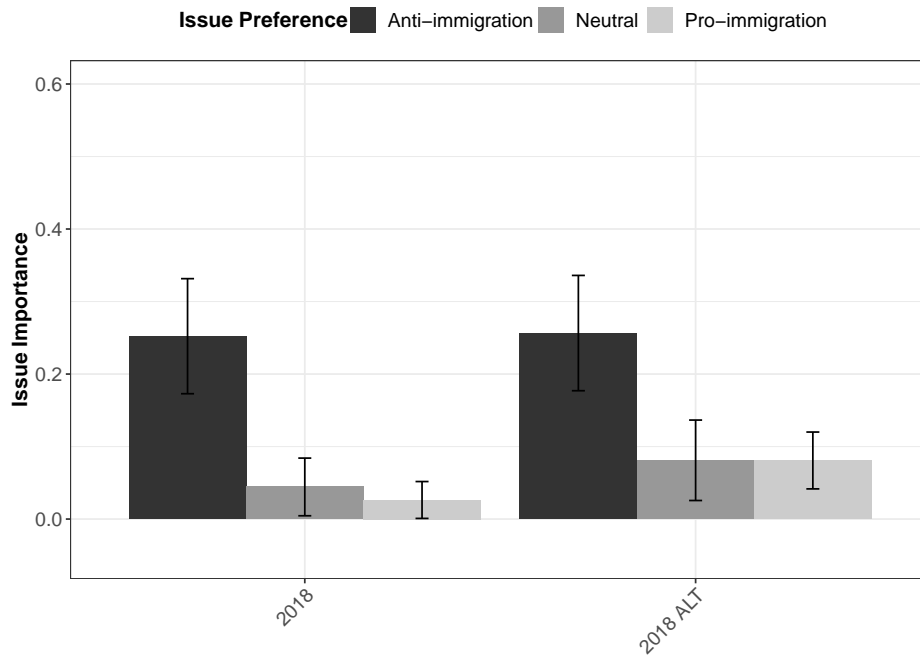
Based on the CCES data (2016). The bars represent 95% CI. For variable descriptions, see Table A1.

Figure A3: Political Interest by Preferences on Immigration and Other Issues (CCES)



Based on the CCES data (2016). The bars represent 95% CI. For variable descriptions, see Table A1. Political interest indicates the share of respondents who say that they “follow what’s going on in government and public affairs” most of the time.

Figure A4: Personal Issue Importance of Immigration for Voting by Preferences (US, ISCAP)



Based on the ISCAP data (2018). The bars represent 95% CI. ALT stands for an alternative operationalization of personal issue importance of immigration for voting which includes the mention of “racism.”<sup>a</sup> For variable descriptions, see Table A1.

<sup>a</sup>Some pro-immigration voters may arguably frame their immigration concerns in terms of the prevalence of racism (against immigrants) in the country. I would like to thank an anonymous reviewer for this suggestion.

Table A1: Data Sources and Survey Items

Dataset	Issue Importance	Issue Preferences (and Beliefs)
American Election (ANES): N = 8,280 (US, 2012-2020)	National Study –“What do you think are the most important problems facing this country?”	–“Do you think the number of immigrants from foreign countries who are permitted to come to the United States to live should be increased a lot, increased a little, left the same as it is now, decreased a little, or decreased a lot?”
British Election Study (BES), post-election: N = 5,315 (UK, 2005-2015)	–“As far as you’re concerned, what is the single most important issue facing the country at the present time?” –“How strongly do you feel about [immigration]? (ALT, 2015 only)”	–“Do you think that too many immigrants have been let into this country, or not?” (2015 only) –“Do you think that immigration undermines or enriches Britain’s cultural life?” –“Do you think immigration is good or bad for Britain’s economy?”
British Election Study (BES), internet panel: N = 47,363 (UK, 2015-2017)	–“As far as you’re concerned, what is the single most important issue facing the country at the present time?”	–“Do you think the number of immigrants from foreign countries who are permitted to come to the United Kingdom to live should be increased, decreased, or left the same as it is now?” (2015 only) “Some people think that the UK should allow *many more* immigrants to come to the UK to live and others think that the UK should allow *many fewer* immigrants. Where would you place yourself...on this scale?” (2017 only) –“Do you think that immigration undermines or enriches Britain’s cultural life?” –“Do you think immigration is good or bad for Britain’s economy?”
Transatlantic Trends Survey (TTS): N = 13,510 (Cross-national, 2014)	–“What do you think is the most important issue facing (OUR COUNTRY) at the moment?”	–“Generally speaking, how do you feel about the number of people living in [COUNTRY] who were not born in that country? Are there too many, a lot but not too many, or not many?”
Voter Study Group (VSG): N = 2,576 (US, 2011-2019)	–“Which of these is the most important issue for you?” (2011 only) –“How important are the following issues to you? Immigration” (ALT)	–“Do you think it should be easier or harder for foreigners to immigrate to the US legally than it is currently?”
Eurobarometer: N = 32,524 (Cross-national, 2019)	–“What do you think are the two most important issues facing (OUR COUNTRY) at the moment?” –“And personally, what are the two most important issues you are facing at the moment?”	–“Please tell me whether each of the following statements evokes a positive or negative feeling for you. Immigration of people from other EU Member States” –“Please tell me whether each of the following statements evokes a positive or negative feeling for you. Immigration of people from other EU Member States” –“To what extent do you agree or disagree with each of the following statements? Immigrants contribute a lot to (OUR COUNTRY)”
Cooperative Election Study (CCES): N = 64,600 (US, 2016)	–“How important are each of these issues to you? Immigration”	–“What do you think the U.S. government should do about immigration? Select all that apply (8 binary items)”
Institute for the Study of Citizens and Politics Panel (ISCAP): N = 1,024 (US, 2018)	–“Which of the following issues is the most important to you in terms of choosing which political candidates you will support in the upcoming election? Immigration” ... Immigration OR Racism (ALT)	–“On immigration, some people argue that U.S. policy should focus on returning illegal immigrants to their native countries. Other people argue that U.S. policy should focus on creating a pathway to U.S. citizenship for illegal immigrants. Still others are somewhere in between. Where would you place yourself on this scale (1-7), or haven’t you thought much about this?” –“Please indicate whether you favor or oppose each of the following proposals addressing immigration: Increase border security by building a fence along part of the U.S. border with Mexico.”