

INSTRUCTIONS

“Sorting Out Mechanical and Psychological Effects
in Candidate Elections:

An Appraisal with Experimental Data”

British Journal of Political Science

by

Karine VAN DER STRAETEN (Toulouse School of Economics, France)

Nicolas SAUGER (Sciences-Po Paris, France)

Jean-François LASLIER (Ecole Polytechnique, France)

André BLAIS (Université de Montréal, Canada)

Good morning,

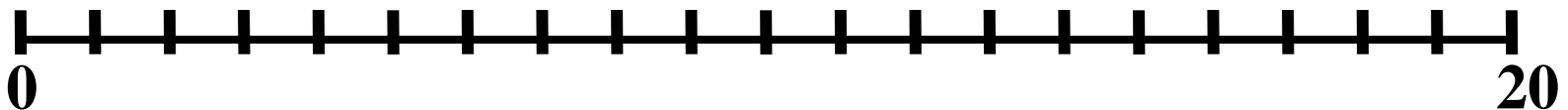
- You are going to take part in an experiment on voting rules.
- This experiment is composed of two series of four elections, in which you will take part as voters.
- During this experiment, you will have the opportunity to earn some money, along lines that will be explained to you later on.
- All the material you will need is kept in the sealed envelope that you have picked. Please do not open this envelope until you are invited to.

- The session will last about one hour and a half.
- The whole experiment will remain strictly anonymous. The code numbers on some of the documents that will be delivered to you are not linked to your name in any way.
- Do not hesitate to ask questions at any time. Yet, we keep the right not to answer them, should they disturb the experiment.
- Beware, from now on, please do not communicate with other subjects in the room.

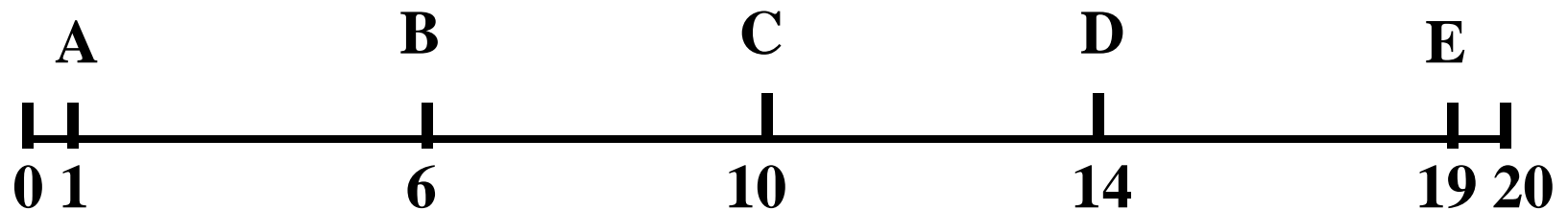
During each election:

- During each election, you will have to elect one candidate from a set of five candidates, labeled candidates A, B, C, D, E.
- These candidates are located along a left-right axis, with graduations from 0 to 20.

The left-right axis

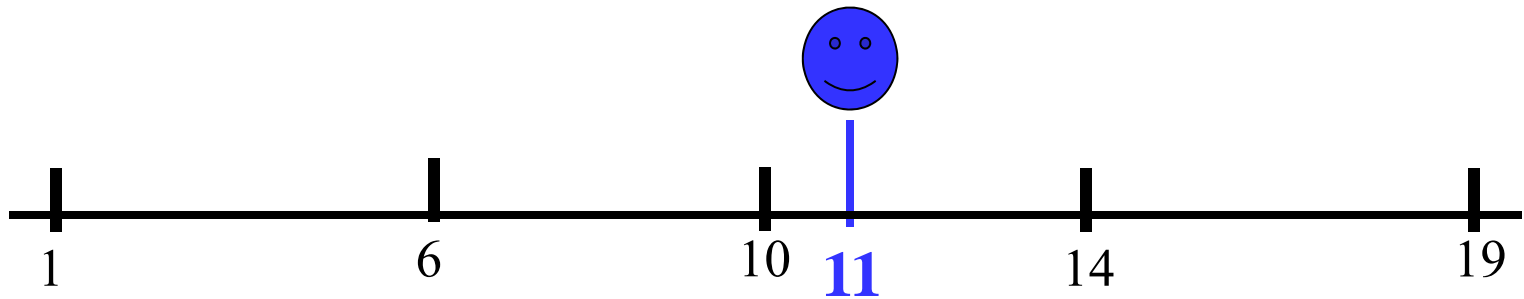


The candidates' positions



- Candidate A is located in position 1, candidate B in position 6, candidate C in position 10, candidate D in position 14 and candidate E in position 19.
- Those positions are fixed, and will remain the same through the whole session.

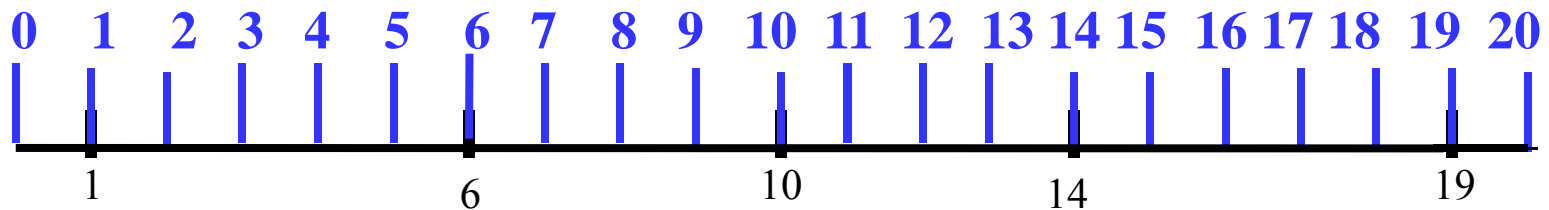
The voters' positions (1)



- The envelope that you have randomly picked up contains your two positions for the two series of elections. You will have one position per series of elections. You will discover these positions later on.
 - The positions are numbers between 0 and 20.
- Example : The voter above has drawn the position 11.

The voters' positions (2)

Positions of the 21 voters



- There are 21 such positions between 0 and 20.
- You are 21 voters who take part to the vote.
- Each position between 0 and 20 is « filled » by exactly one voter.

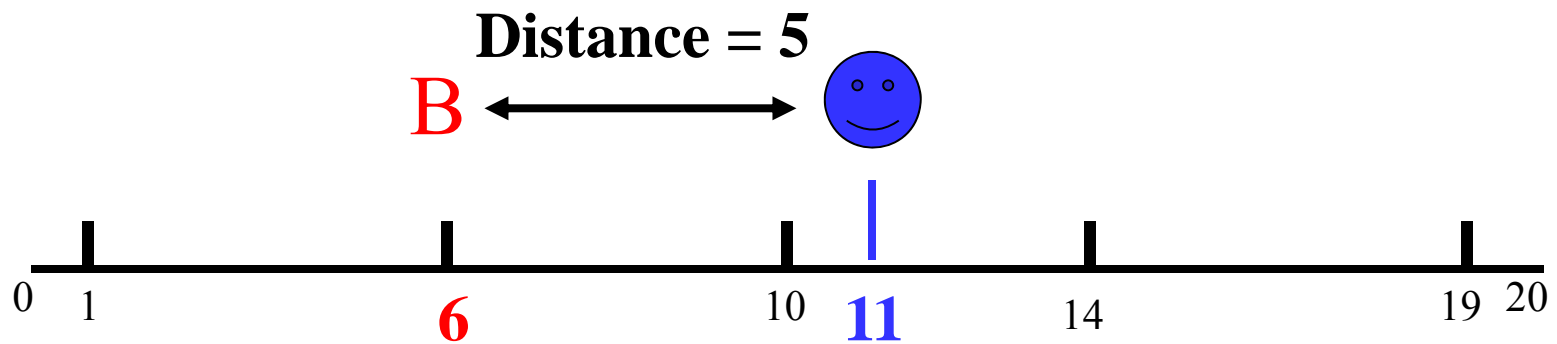
Schedule of the session

- We will run two series of four elections, each under a different voting rule.
- At the end of the session, you will thus have taken part in 8 elections.
- At the end of the session, we will randomly draw one election out of those 8 elections, that will actually be used to determine your payoff.
- This payoff will be an amount of money, differing among voters. You will get your payoff at the end of the session.

Payoff

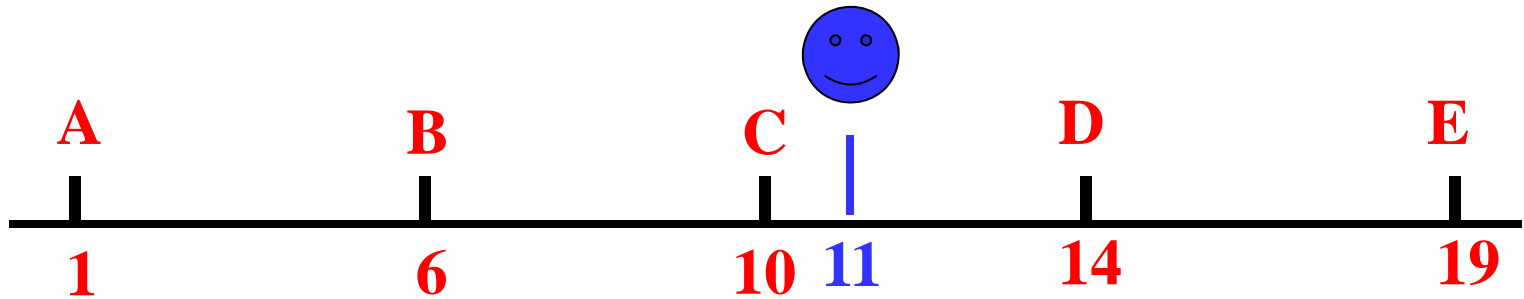
- Your payoff will depend on your position and on the elected candidate's position (in the election randomly drawn to determine the payoffs).
- The smaller the distance between your position and the elected candidate's position, the higher your payoff.
- More precisely, you will earn 20 euros minus the distance between your position and the elected candidate's position.

Example: you are in position 11, here is your payoff if candidate B (position 6) is elected



- **Distance** = $11 - 6 = 5$
- **Payoff** = $20 - \text{Distance} = 20 - 5 = 15$ euros

Similarly, if you are **in position 11**,
here is your payoff conditional
on the elected candidate



**If A
elected:
 $20-10=10$**

**If B
elected:
 $20-5=15$**

**If C
elected:
 $20-1=19$**

**If D
elected:
 $20-3=17$**

**If E
elected:
 $20-8=12$**

First series of elections

- We are now going to proceed to the first series of elections. During this series, the voting rule is the **two-round one-name voting rule**.
- Now, open your envelope. Your envelope contains three smaller envelopes. Take and open the smaller envelope with number 1.
- In envelope number 1, there are:
 - Your position for the first series of elections and the payoffs associated with the election of the different candidates,
 - 8 voting ballots.
- **BEWARE: Do not open the other envelope.**

Here is an example of position and payoffs associated with the election of each candidate:

You are in **position 11**.

Your payoff conditional on the elected candidate is:

if A is elected: 10 euros

if B is elected: 15 euros

if C is elected: 19 euros

if D is elected: 17 euros

if E is elected: 14 euros

- During this series, the voting rule is the **two-round one-name voting rule**.
- You will keep the same position all through the series. Candidates' positions are also constant.
- We are now going to describe to you the two-round one-name voting rule.

Voting rule: the two-round one-name voting rule.

- On the first round, you vote by circling the name of one (and only one) candidate.
- If one candidate gets more than 50% of the votes, he is elected.
- If no candidate gets more than 50% of the votes, the two candidates with the highest two scores proceed to a second round (Ties, if any, are randomly broken).
- On the second round (if any), you vote by circling the name of one (and only one) candidate, among those two runoff candidates.
- The candidate with the highest number of votes is elected (Ties, if any, are randomly broken).

Now, let us vote for the first-round of the 1st election, using the 1st voting ballot.

Voting ballot (1st round)

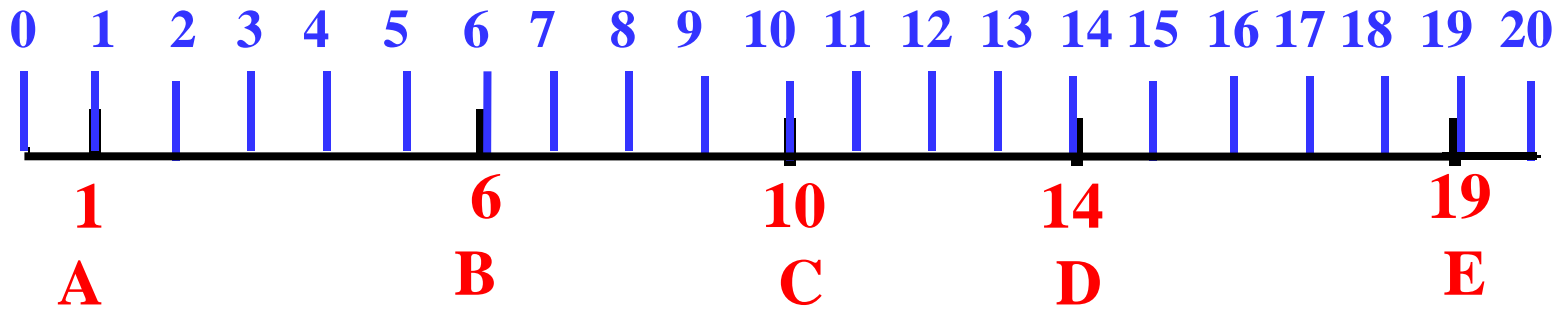
A B C D E

Circle the candidate you vote for

June 13 2006, Group 1, Voter 11, Election 1

Remember that:

The 21 voters' positions



The 5 candidates' positions

End of the first round

- Please fold your voting ballot, and hand it out to one of us.
- We are now going to publicly count the votes, and announce the results of this first round.

- Now, we proceed to the second round.
- Circle the name of one of the two run-off candidates, using the 2nd voting ballot.
- The candidate that gets the highest number of votes will be elected.

Voting ballot (2nd round)

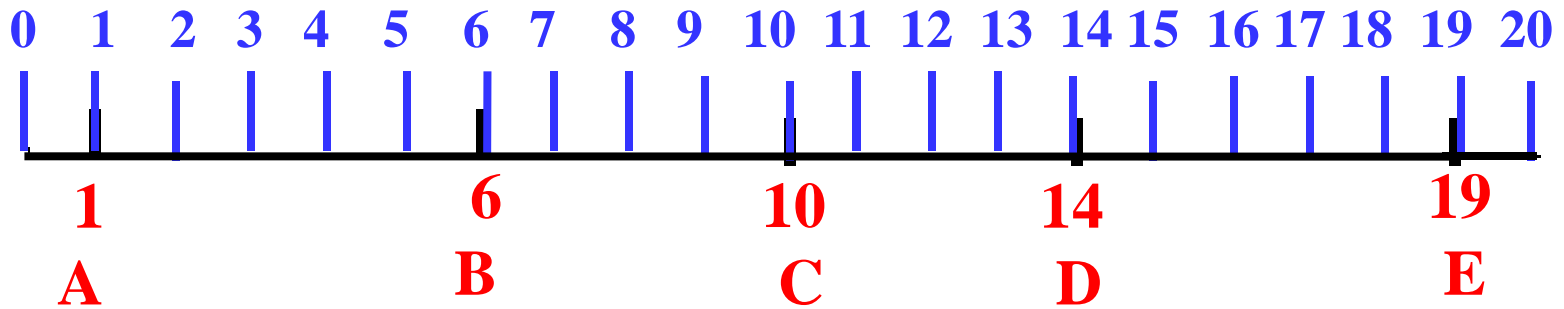
A B C D E

Circle the candidate you vote for

June 13 2006, Group 1, Voter 11, Election 1

Remember that:

The 21 voters' positions



The 5 candidates' positions

End of the second round

- Please fold your voting ballot, and hand it out to one of us.
- We are now going to publicly count the votes, and announce the results of this second round.

Now, you know the results of this 1st election under the two-round voting rule.

...Let's do it again!

You vote one more time under the two-round voting rule.

Let us vote for the first-round of the 2nd election, using the 3rd voting ballot.

Voting ballot (1st round)

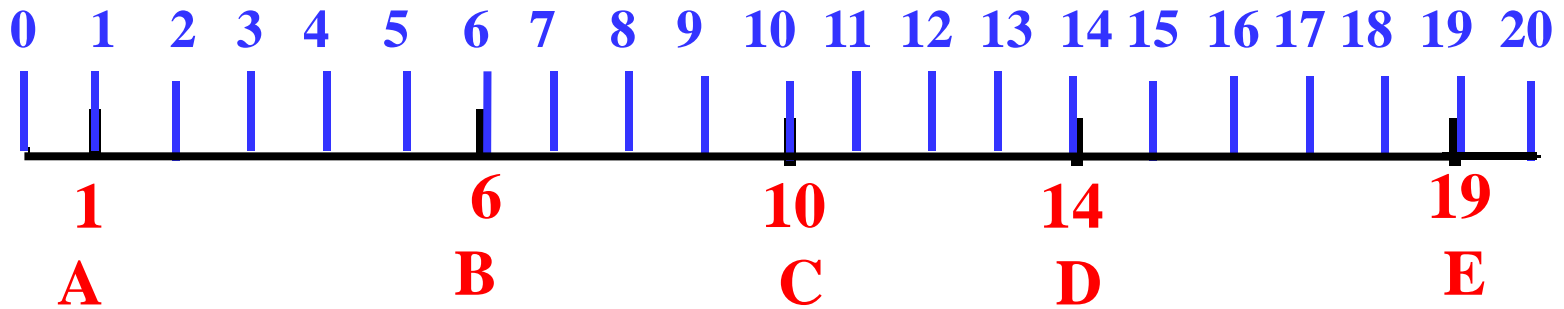
A B C D E

Circle the candidate you vote for

June 13 2006, Group 1, Voter 11, Election 2

Remember that:

The 21 voters' positions



The 5 candidates' positions

End of the first round

- Please fold your voting ballot, and hand it out to one of us.
- We are now going to publicly count the votes, and announce the results of this first round.

- Now, we proceed to the second round.
- You circle the name of one of the two run-off candidates, using the 4th voting ballot.
- The candidate that gets the highest number of votes will be elected.

Voting ballot (2nd round)

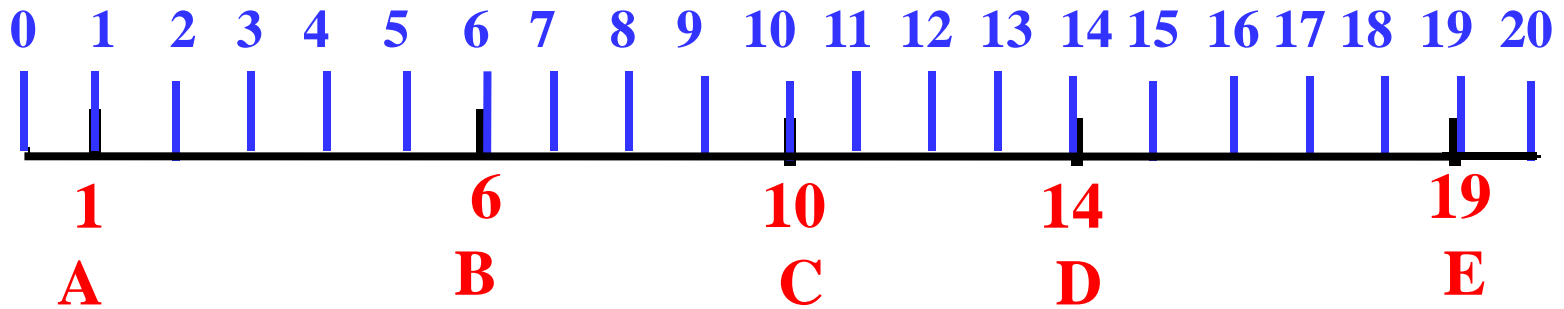
A B C D E

Circle the candidate you vote for

June 13 2006, Group 1, Voter 11, Election 2

Remember that:

The 21 voters' positions



The 5 candidates' positions

End of the second round

- Please fold your voting ballot, and hand it out to one of us.
- We are now going to publicly count the votes, and announce the results of this second round.

Now, you know the results of this 2nd election.

...Let's do it again!

You vote one more time under the two-round voting rule.

Let us vote for the first-round of the 3rd election, using the 5th voting ballot.

Voting ballot (1st round)

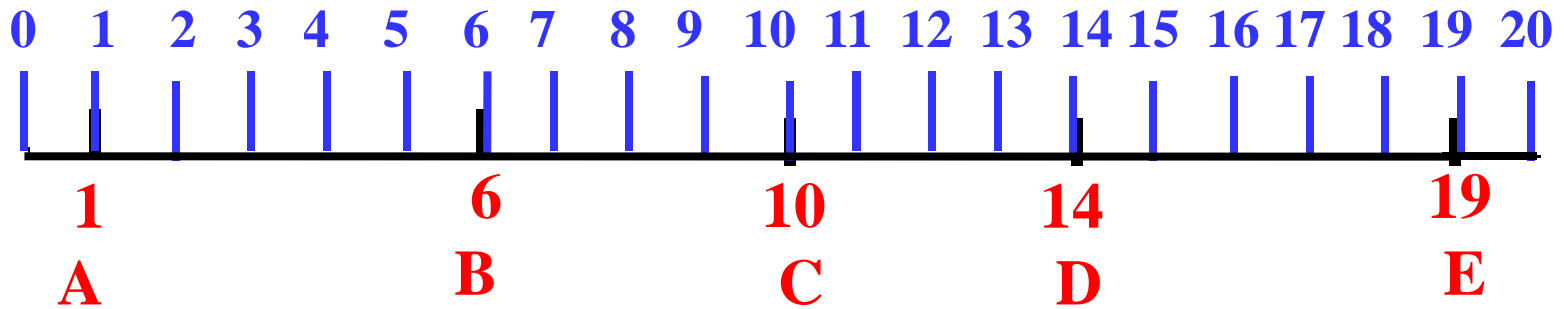
A B C D E

Circle the candidate you vote for

June 13 2006, Group 1, Voter 11, Election 3

Remember that:

The 21 voters' positions



The 5 candidates' positions

End of the first round

- Please fold your voting ballot, and hand it out to one of us.
- We are now going to publicly count the votes, and announce the results of this first round.

- Now, we proceed to the second round.
- You circle the name of one of the two run-off candidates, using the 6th voting ballot.
- The candidate that gets the highest number of votes will be elected.

Voting ballot (2nd round)

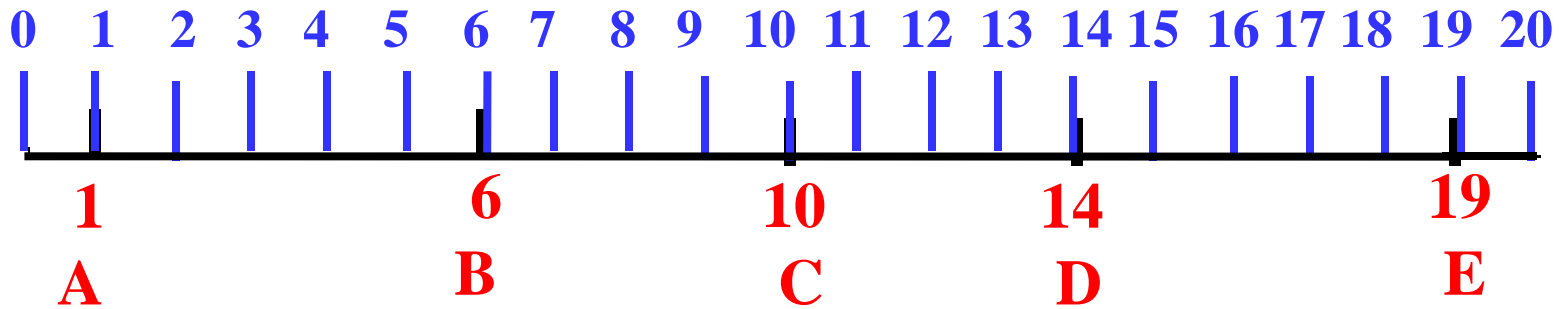
A B C D E

Circle the candidate you vote for

June 13 2006, Group 1, Voter 11, Election 3

Remember that:

The 21 voters' positions



The 5 candidates' positions

End of the second round

- Please fold your voting ballot, and hand it out to one of us.
- We are now going to publicly count the votes, and announce the results of this second round.

Now, you know the results of this 3rd election.

...Let's do it again!

You vote again under the two-round voting rule.

Now, let us vote for the first-round of the 4th election, using the 7th voting ballot.

Voting ballot (1st round)

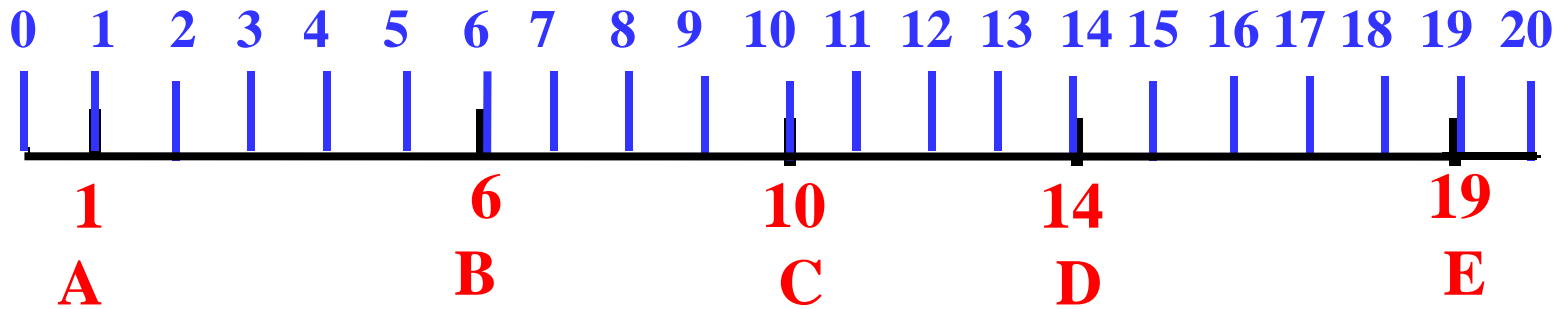
A B C D E

Circle the candidate you vote for

June 13 2006, Group 1, Voter 11, Election 4

Remember that:

The 21 voters' positions



The 5 candidates' positions

End of the first round

- Please fold your voting ballot, and hand it out to one of us.
- We are now going to publicly count the votes, and announce the results of this first round.

- Now, we proceed to the second round.
- You circle the name of one of the two run-off candidates, using the 8th voting ballot.
- The candidate that gets the highest number of votes will be elected.

Voting ballot (2nd round)

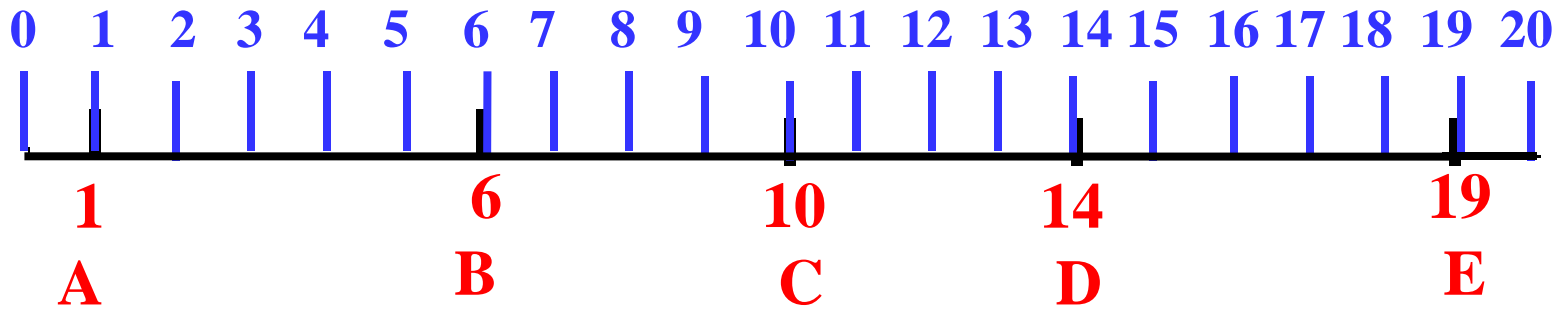
A B C D E

Circle the candidate you vote for

June 13 2006, Group 1, Voter 11, Election 4

Remember that:

The 21 voters' positions



The 5 candidates' positions

End of the second round

- Please fold your voting ballot, and hand it out to one of us.
- We are now going to publicly count the votes, and announce the results of this second round.

- Now, you know the results of this 4th election.
- Please put the paper with your position back in envelope number 1, and put envelope number 1 back in your large envelope.
- Let us now proceed to the second series of elections.

Second series of elections

- We are now going to proceed to the second series of elections. During this series, the voting rule is the **one-round one-name voting rule**.
- Take and open the envelope with number 2, which contains:
 - Your position for the second series of elections and the payoffs associated with the election of the different candidates,
 - 4 voting ballots.

- During this series, the voting rule is the **one-round one-name voting rule**.
- You will keep the same position all through the series.
- Candidates' positions are the same as in the first series.
- We are now going to describe to you the one-round one-name voting rule.

Voting rule: the one-round one-name voting rule.

- You vote by circling the name of one (and only one) candidate.
- The candidate with the highest number of votes is elected (Ties, if any, are randomly broken).

Now, let us vote for the 1st election under the one-round voting rule, using the 1st voting ballot.

Voting ballot (1-Round)

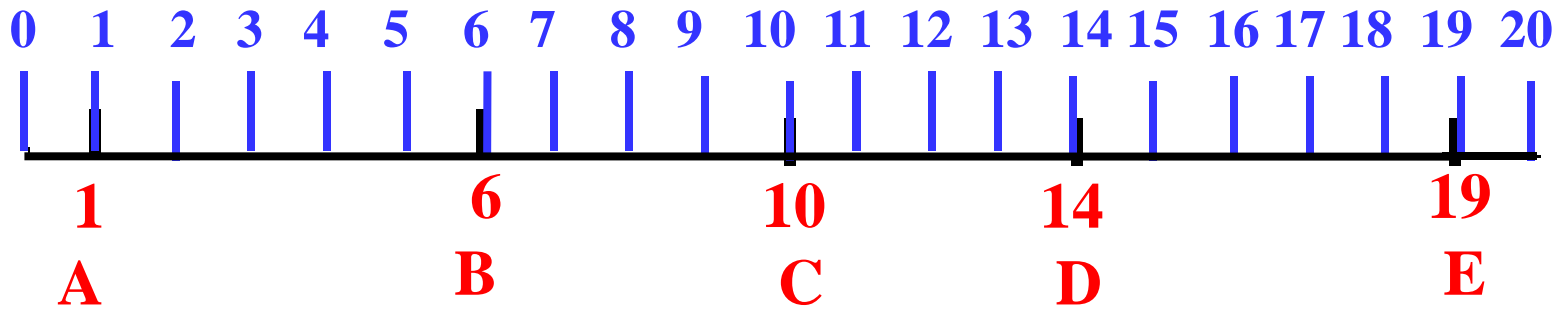
A B C D E

Circle the candidate you vote for

June 13 2006, Group 1, Voter 11, Election 1

Remember that:

The 21 voters' positions



The 5 candidates' positions

End of the first election

- Please fold your voting ballot, and hand it out to one of us.
- We are now going to publicly count the votes, and announce the results of this election.

Now, you know the results of this 1st election under the one-round voting rule.

...Let's do it again!

You vote one more time under the one-round voting rule.

Let us vote for the 2nd election under the one-round voting rule, using the 2nd voting ballot.

Voting ballot (1-round)

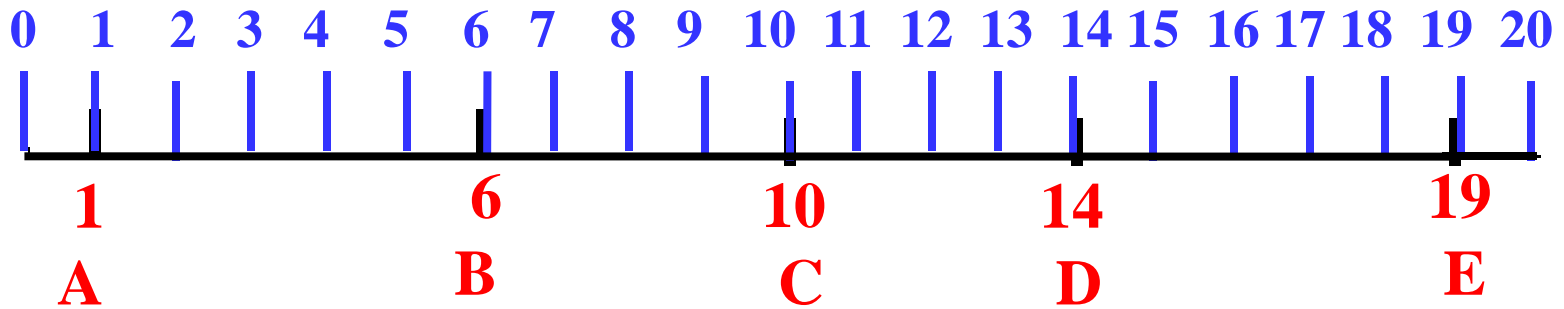
A B C D E

Circle the candidate you vote for

June 13 2006, Group 1, Voter 11, Election 2

Remember that:

The 21 voters' positions



The 5 candidates' positions

End of the 2nd election

- Please fold your voting ballot, and hand it out to one of us.
- We are now going to publicly count the votes, and announce the results of this first round.

Now, you know the results of this 2nd election.

...Let's do it again!

You vote one more time under the one-round voting rule.

Let us vote for the 3rd election under the one-round voting rule, using the 3rd voting ballot.

Voting ballot (1-round)

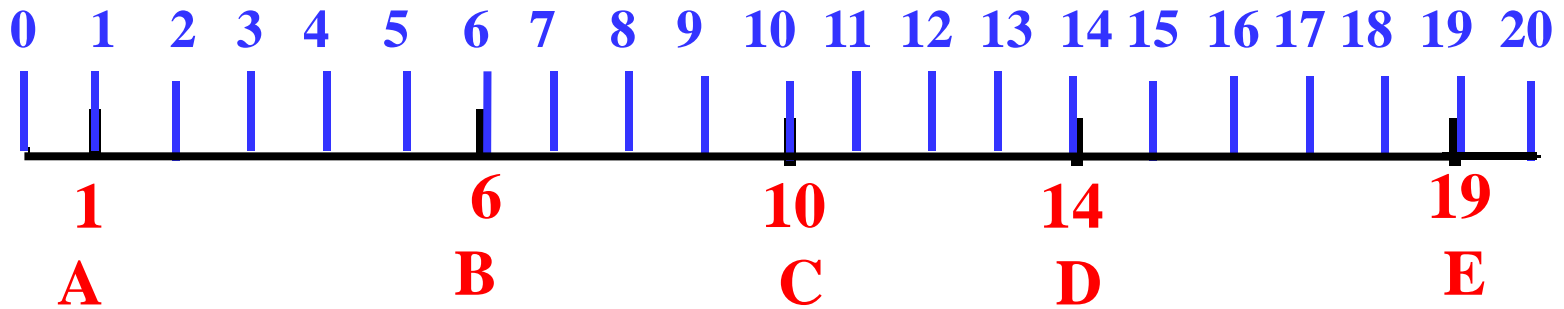
A B C D E

Circle the candidate you vote for

June 13 2006, Group 1, Voter 11, Election 3

Remember that:

The 21 voters' positions



The 5 candidates' positions

End of the 3rd election

- Please fold your voting ballot, and hand it out to one of us.
- We are now going to publicly count the votes, and announce the results of this election.

Now, you know the results of this 3rd election.

...Let's do it again!

You vote again under the one-round voting rule.

Now, let us vote for the 4th election under the one-round voting rule, using the 4th voting ballot.

Voting ballot (1-round)

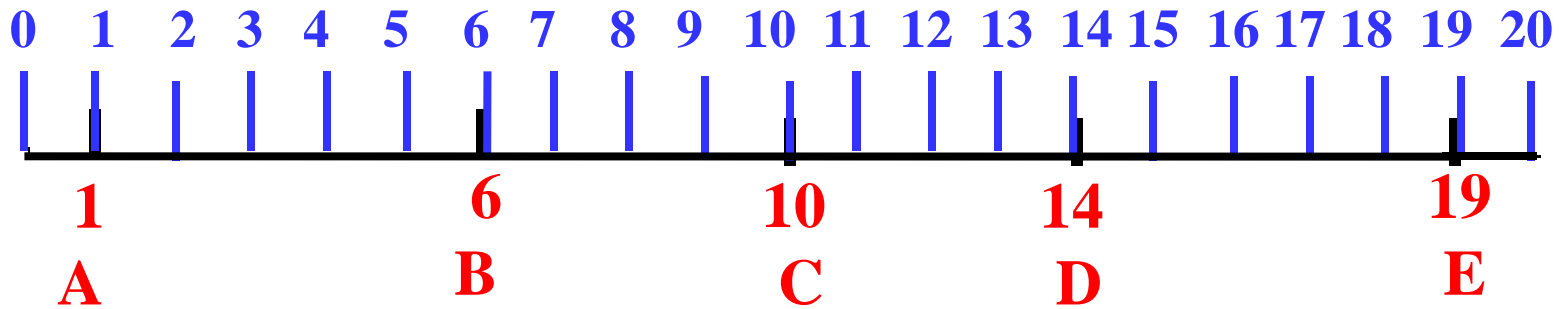
A B C D E

Circle the candidate you vote for

June 13 2006, Group 1, Voter 11, Election 4

Remember that:

The 21 voters' positions



The 5 candidates' positions

End of the 4th round

- Please fold your voting ballot, and hand it out to one of us.
- We are now going to publicly count the votes, and announce the results of this election.

- Now, you know the results of this 4th election.
- Please put the paper with your position back in envelope number 2, and put envelope number 2 back in your large envelope.
- The session is now almost over.

The session is now almost over

- We are now going to randomly draw the election that will be used to determine the actual payoff.
- Please go one by one to the adjacent room, taking with you your large envelope.
- Hand it out to the assistant there, who will give you your money.
- Thank you for taking part.