

**Virulence factors, antimicrobial resistance and phylogeny of bovine mastitis-associated
Streptococcus dysgalactiae.**

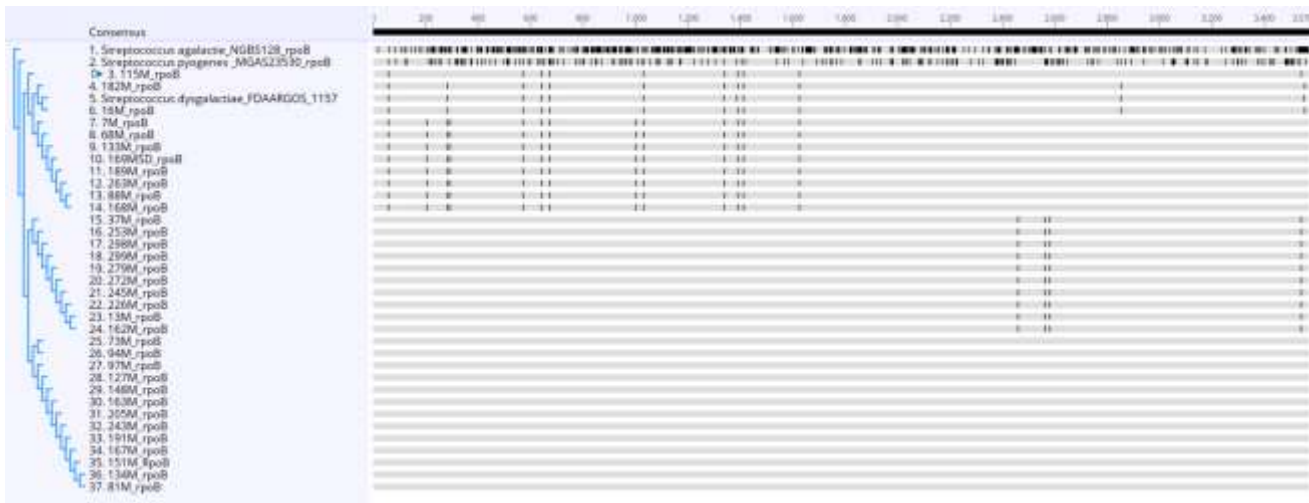
Bruna Lourenço Crippa, Marjory Xavier Rodrigues, Tiago Tomazi, Yongqiang Yang, Liliana de Oliveira Rocha, Rodrigo Carvalho Bicalho and Nathália Cristina Cirone Silva

SUPPLEMENTARY FILE

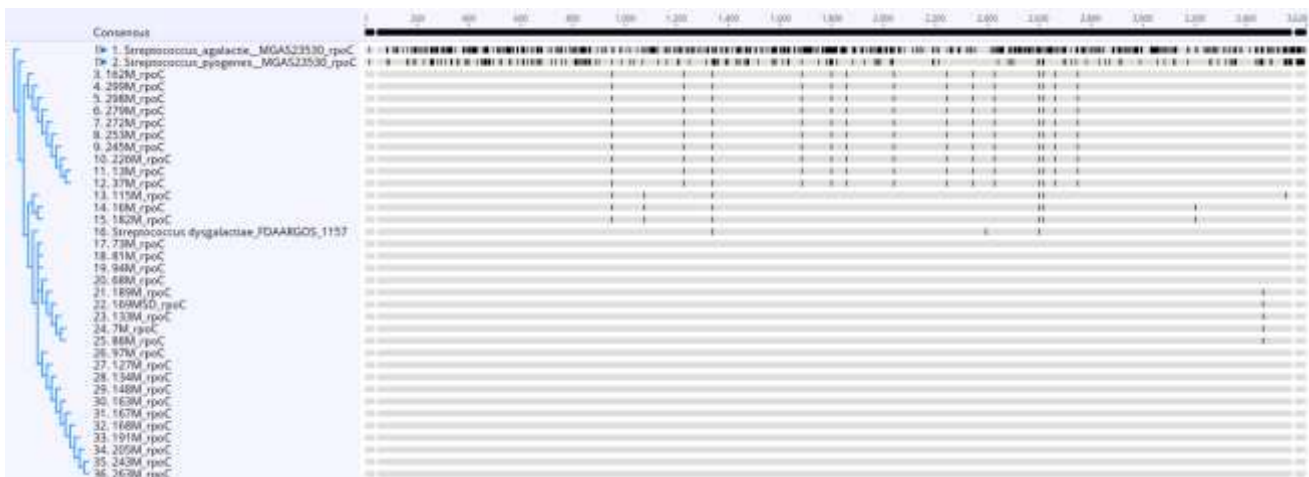
Supplementary Table 1: Products encoding antimicrobial resistance (AMR) genes and genes with the potential to cause resistance after mutation observed among 35 strains of *Streptococcus dysgalactiae* isolated from cows with mastitis.

AMR genes	Total of positive strains (%)	Product	Antibiotic Class
<i>lsa(C)</i>	8/35 (22,8%)	ABC-F type ribosomal protection protein => Lsa(C)	Streptogramins, Lincosamides, Pleuromutilins
<i>mefE</i>	6/35 (17,1%)	Uncharacterized MFS-type transporter	Macrolides
<i>tet(M)</i>	6/35 (17,1%)	Tetracycline resistance, ribosomal protection type => Tet(M)	Tetracyclines
<i>lnu(C)</i>	2/35 (5,7%)	Lincosamide nucleotidyltransferase => Lnu(C)	lincomycin,clindamycin
<i>EF-G</i>	-	Translation elongation factor G	Fusidic acid
<i>Imp</i>	-	Multidrug resistance protein ErmB	daunomycin
<i>rpoB</i>	-	DNA-directed RNA polymerase beta subunit	Rifamycins, Peptide antibioticsc (daptomycin, rifabutin, rifampin)
<i>rpoC</i>	-	DNA-directed RNA polymerase beta' subunit	Myxopyronins Corallopyronins, Peptide antibiotics (daptomycin)
<i>pgsA</i>	-	CDP-diacylglycerol--glycerol-3-phosphate 3-phosphatidyltransferase	Peptide antibiotics (daptomycin)
<i>S10p</i>	-	SSU ribosomal protein S10p (S20e)	Tetracyclines, Glycylcyclines (tetracycline,tigecycline)
<i>S12p</i>	-	SSU ribosomal protein S12p (S23e)	Aminoglycosides (streptomycin)
<i>gidB</i>	-	16S rRNA (guanine(527)-N(7))-methyltransferase	Aminoglycosides (streptomycin)
<i>liaF</i>	-	Membrane protein LiaF(VraT), specific inhibitor of LiaRS(VraRS) signaling	Peptide antibiotics (daptomycin)
<i>liaR</i>	-	Cell envelope stress response system LiaFSR, response regulator LiaR(VraR)	Peptide antibiotics (daptomycin)
<i>liaS</i>	-	Cell envelope stress response system LiaFSR, sensor histidine kinase LiaS(VraS)	Peptide antibiotics (daptomycin)
<i>Alr</i>	-	Alanine racemase	Cycloserine (D-cycloserine)
<i>fabK</i>	-	Enoyl-[acyl-carrier-protein] reductase [FMN, NADH]	Triclosan
<i>kasA</i>	-	3-oxoacyl-[acyl-carrier-protein] synthase, KASII	Isoniazid, Triclosan
<i>iso-tRNA</i>	-	Isoleucyl-tRNA synthetase	Mupirocin
<i>murA</i>	-	UDP-N-acetylglucosamine 1-carboxyvinyltransferase	Fosfomycin
<i>Ddl</i>	-	D-alanine--D-alanine ligase	Cycloserine (D-cycloserine)
<i>EF-Tu</i>	-	Translation elongation factor Tu	Elfamycins (kirromycin,enacyloxin IIa,pulvomycin)
<i>gyrB</i>	-	DNA gyrase subunit B	Novobiocin
<i>folA, dfr</i>	-	Dihydrofolate reductase	Diaminopyrimidines
<i>folP</i>	-	Dihydropteroate synthase	Sulfonamides
<i>gyrA</i>	-	DNA gyrase subunit A	Ciprofloxacin


Supplementary Figure S1: Alignment of the of 35 *Streptococcus dysgalactiae* strains in relation to the *rpoB* gene using as reference the sequences: *S. dysgalactiae* FDAARGOS 1157, *S. pyogenes* MGAS23530, *S. agalactiae*, NGBS128.



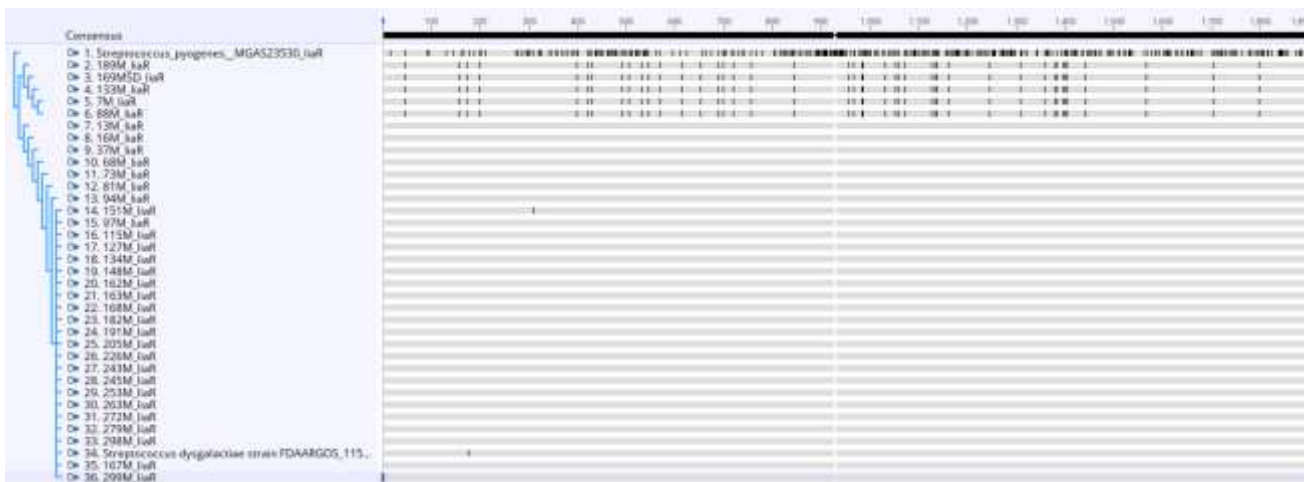
Supplementary Figure S2: Alignment of the of 35 *Streptococcus dysgalactiae* strains in relation to the *rpoC* gene using as reference the sequences: *S. dysgalactiae* FDAARGOS 1157, *S. pyogenes* MGAS23530, *S. agalactiae* NGBS128.



Supplementary Figure S3: Alignment of the of 35 *Streptococcus dysgalactiae* strains in relation to the *pgsA* gene using as reference the sequences: *S. dysgalactiae* FDAARGOS 1157, *S. pyogenes* MGAS23530.



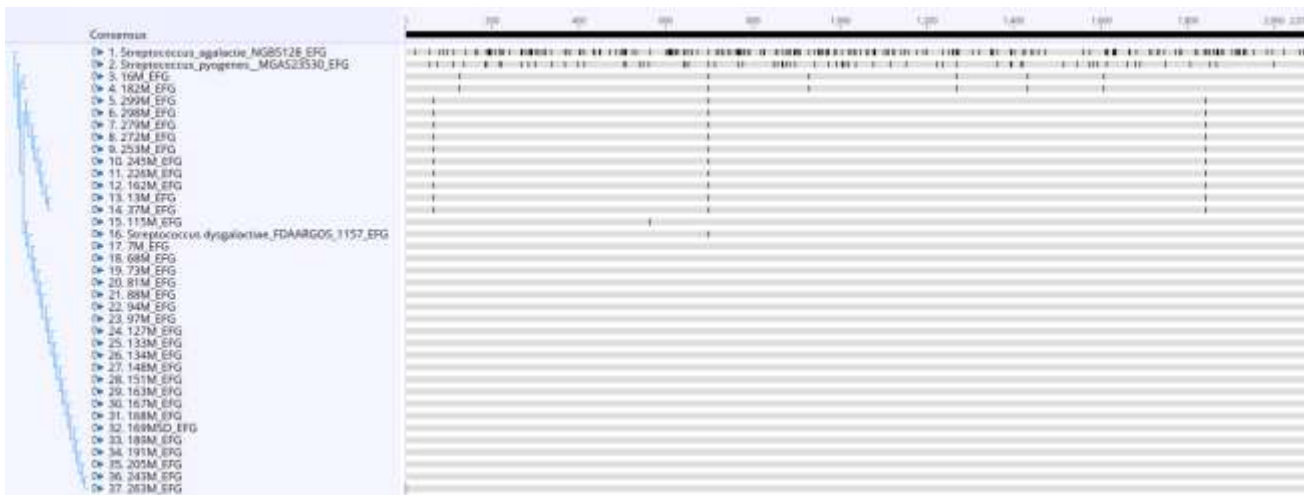
Supplementary Figure S4: Alignment of the of 35 *Streptococcus dysgalactiae* strains in relation to the *liaR* gene using as reference the sequences: *S. dysgalactiae* FDAARGOS 1157, *S. pyogenes* MGAS23530.




Supplementary Figure S5: Alignment of the of 35 *Streptococcus dysgalactiae* strains in relation to the *liaS* gene using as reference the sequences: *S. dysgalactiae* FDAARGOS 1157, *S. pyogenes* MGAS23530.



Supplementary Figure S6: Alignment of the of 35 *Streptococcus dysgalactiae* strains in relation to the *EF-G* gene using as reference the sequences: *S. dysgalactiae* FDAARGOS 1157, *S. pyogenes* MGAS23530, *S. agalactia* eNGBS128.



Supplementary Figure S7: Alignment of the of 35 *Streptococcus dysgalactiae* strains in relation to the *gidB* gene using as reference the sequences: *S. dysgalactiae* FDAARGOS 1157, *S. pyogenes* MGAS23530.



Supplementary Figure S8: Alignment of the of 35 *Streptococcus dysgalactiae* strains in relation to the *S10p* gene using as reference the sequences: *S. dysgalactiae* FDAARGOS 1157, *S. pyogenes* MGAS23530, *S. agalactiae* NGBS128.

